

Welcome to the Comprehensive Spine Program at Swedish Neuroscience Institute

We're honored that you selected the Swedish Neuroscience Institute for your spine care. We recognize that you have a wide range of health-care options, and we will do our very best to exceed your expectations.

We recognize that traveling away from home can be difficult. To help ease your concerns so that you can focus on what's most important, we have created a travel guide for our out of town patients. Enclosed, you will find driving directions, a list of local hotels, transportation options and more.

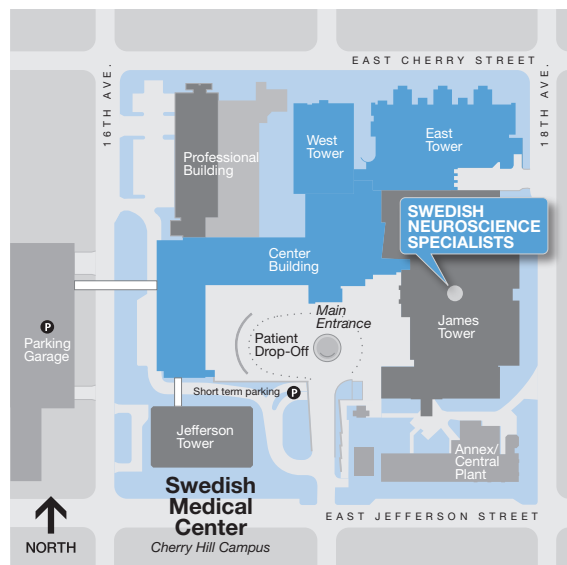
If there is anything we can do to improve your experience, please contact us at 206-320-2800.

Sincerely,



Peter C. Nora, M.D., FACS

*Chief of Neurosurgery
Medical Director, Spine Program
Swedish Neuroscience Institute*



CHERRY HILL CAMPUS (SEATTLE)

550 17th Avenue, Suite 500
Seattle, WA 98122
New Patients: 206-320-BACK (2225)
T 206-320-2800
F 206-320-5250

ISSAQUAH CAMPUS

751 NE Blakely Drive, Suite 4020
Issaquah, WA 98029
T 425-313-7077
F 425-313-7180

REDMOND CAMPUS

18100 NE Union Hill Road, 2nd Floor
Redmond, WA 98052
T 425-313-7077
F 425-313-7180

To learn more about our program,
visit www.swedish.org/snispine.

Comprehensive Spine Program at Swedish Neuroscience Institute

Travel Guide



SWEDISH
NEUROSCIENCE
INSTITUTE

Nearby Hotels

Silver Cloud Hotel

1100 Broadway
Seattle, WA 98122
1-800-590-1801
www.scinns.com/broadway.htm

Sorrento Hotel

900 Madison Street
Seattle, WA 98104
1-800-426-1265
www.hotelsorrento.com

Inn at Cherry Hill

500 17th Avenue
Seattle, WA 98122
206-320-2164
www.swedish.org/theinn

Seattle Transportation

Yellow Cab 206-622-6500
www.yellowtaxi.net

Orange Cab 206-522-8800
www.orangecab.net

Farwest Taxi 206-622-1717
www.farwesttaxi.net

Bus Schedule Information 206-553-3000
metro.kingcounty.gov



Driving Directions to Swedish Neuroscience Institute

From the North, traveling south on I-5:

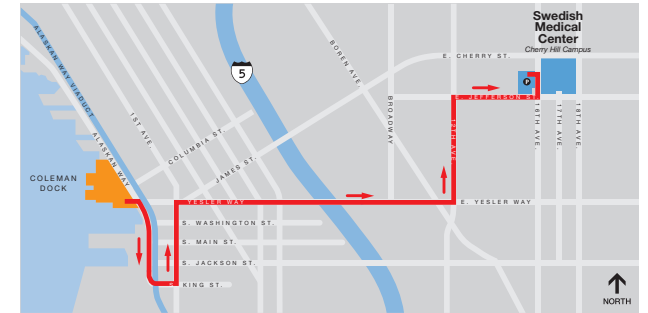
Take I-5 southbound to the James Street Exit (No. 165A)
Turn LEFT (east) onto James (Note: James will become East Cherry Street)
Travel east on East Cherry five blocks to the intersection of East Cherry and 16th Avenue
Turn RIGHT (south) onto 16th Avenue
Turn RIGHT into the entrance of the parking garage

From the South, traveling north on I-5:

Take I-5 northbound to the James Street Exit (No. 164A)
Stay in the right lane and turn RIGHT (east) onto James (Note: James will become East Cherry Street)
Travel east on East Cherry five blocks to the intersection of East Cherry and 16th Avenue
Turn RIGHT (south) onto 16th Avenue
Turn RIGHT into the entrance of the parking garage
If driving from the airport, you will be traveling north on I-5

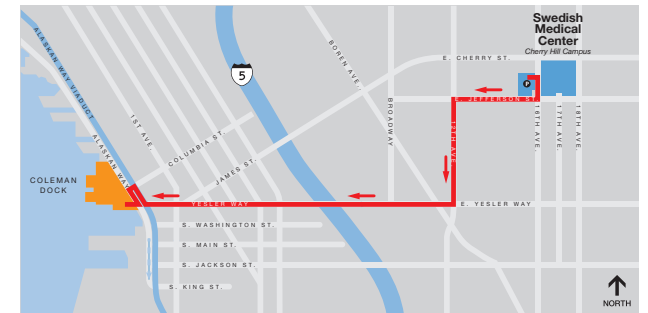
From the Parking Garage to the James Tower:

Walk across the skybridge (accessible from the top floor of the parking garage) to the hospital complex
Continue walking straight through the hospital and follow the signs to the James Tower
From the James Tower lobby, take an elevator to the fifth floor
Swedish Neuroscience Specialists is located in Suite 500 on the fifth floor of the James Tower



From the Ferry Terminal to Swedish Cherry Hill:

On exiting the ferry terminal turn RIGHT on Alaskan Way
Drive 4 blocks and turn LEFT on South King Street
Drive 1 block and turn LEFT on 1st Avenue South
Drive 4 blocks and turn RIGHT on Yesler Way
Drive 0.8 miles and turn LEFT on 12th Avenue South
Drive 5 blocks and turn RIGHT on East Jefferson Street
Drive 4 blocks and turn LEFT onto 16th Avenue South
The Swedish Cherry Hill parking garage is on your LEFT



From Swedish Cherry Hill to the Ferry Terminal:

On exiting the Cherry Hill parking garage turn RIGHT
You are on 16th Avenue South
Turn RIGHT on East Jefferson Street
Drive 4 blocks and turn LEFT on 12th Avenue South
Drive 5 blocks and turn RIGHT on Yesler Way
Drive 0.9 miles and turn RIGHT on Alaskan Way
Take first LEFT on Columbian Way
Turn LEFT on Alaskan Way
Turn RIGHT into the ferry terminal area